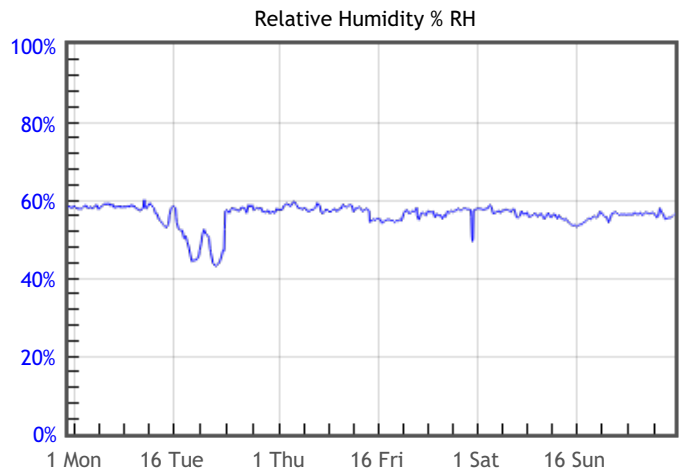
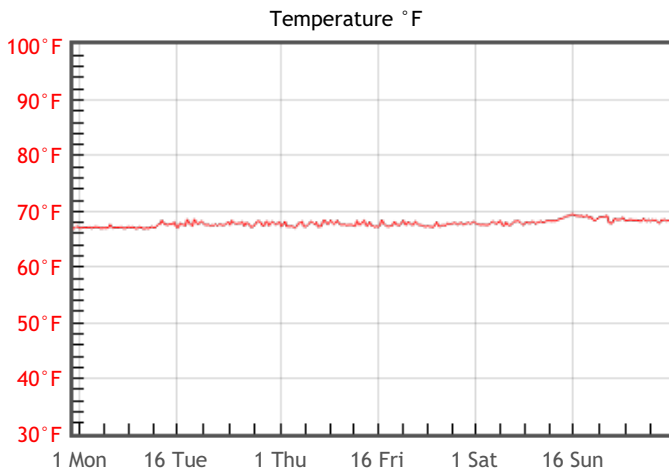


Preservation Environment Evaluation

Type of Decay	Risks & Metrics	Evaluation & General Comments
Natural Aging Chemical decay of organic materials	<div style="background-color: #800000; color: white; text-align: center; padding: 2px;">RISK</div> TWPI = 37	Accelerated rate of chemical decay in all organic materials due to the cumulative effects of temperature and humidity, with especially high risk for fast decaying organic materials such as acidic paper, color photographs and cellulosic plastics.
Mechanical Damage Physical damage to hygroscopic materials	<div style="background-color: #4CAF50; color: white; text-align: center; padding: 2px;">GOOD</div> % DC = 0.1 % EMC min = 10.1 % EMC max = 10.5	Minimal risk of physical damage to most hygroscopic materials such as paintings, rare books and furniture.
Mold Risk Mold growth in area or on collection objects	<div style="background-color: #4CAF50; color: white; text-align: center; padding: 2px;">GOOD</div> MRF = 0	Minimal risk of mold growth.
Metal Corrosion Corrosion of metal components or objects	<div style="background-color: #800000; color: white; text-align: center; padding: 2px;">RISK</div> % EMC max = 10.5	Heightened risk of metal corrosion due to extended periods of high levels of humidity.

Graphs



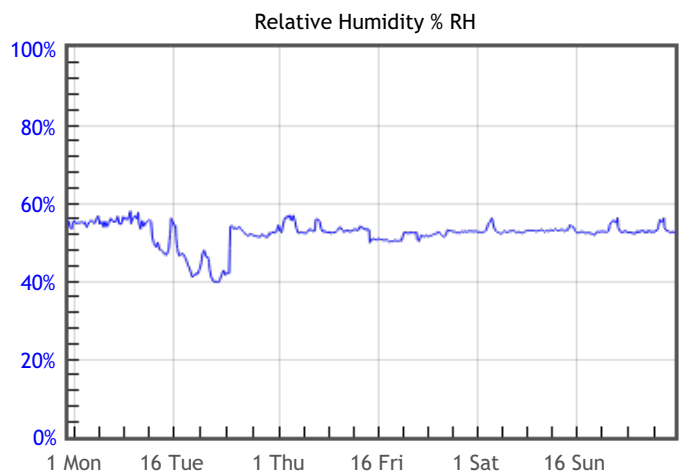
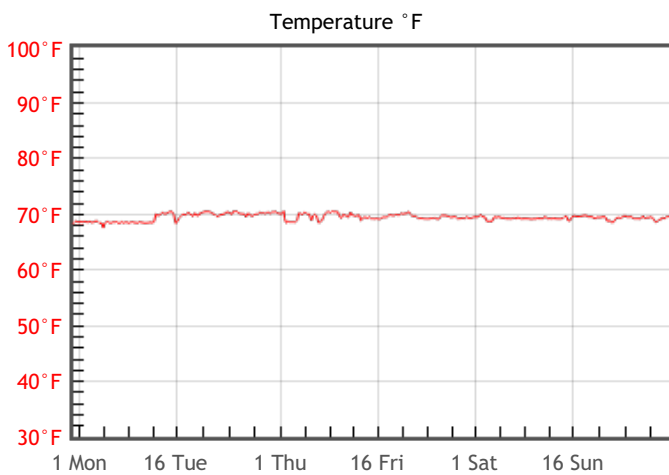
Statistics

Temperature		Relative Humidity		Dew Point	
T °F Mean	67.8	%RH Mean	56	DP °F Mean	51.6
T °F Median	67.7	%RH Median	57	DP °F Median	52
T °F Stdev	0.6	%RH Stdev	3	DP °F Stdev	1.5
T °F Min	66.4	%RH Min	43	DP °F Min	44.1
T °F Max	69.7	%RH Max	64	DP °F Max	54.9

Preservation Environment Evaluation

Type of Decay	Risks & Metrics	Evaluation & General Comments
Natural Aging Chemical decay of organic materials	<div style="background-color: #800000; color: white; text-align: center; padding: 2px;">RISK</div> TWPI = 37	Accelerated rate of chemical decay in all organic materials due to the cumulative effects of temperature and humidity, with especially high risk for fast decaying organic materials such as acidic paper, color photographs and cellulosic plastics.
Mechanical Damage Physical damage to hygroscopic materials	<div style="background-color: #4CAF50; color: white; text-align: center; padding: 2px;">GOOD</div> % DC = 0.15 % EMC min = 9.2 % EMC max = 9.8	Minimal risk of physical damage to most hygroscopic materials such as paintings, rare books and furniture.
Mold Risk Mold growth in area or on collection objects	<div style="background-color: #4CAF50; color: white; text-align: center; padding: 2px;">GOOD</div> MRF = 0	Minimal risk of mold growth.
Metal Corrosion Corrosion of metal components or objects	<div style="background-color: #808080; color: white; text-align: center; padding: 2px;">OK</div> % EMC max = 9.8	Generally OK, but archeological or salt-encrusted metals may corrode due to extended periods of moderately high levels of humidity.

Graphs



Statistics

Temperature		Relative Humidity		Dew Point	
T °F Mean	69.4	%RH Mean	52	DP °F Mean	51.1
T °F Median	69.4	%RH Median	53	DP °F Median	51.4
T °F Stdev	0.6	%RH Stdev	3	DP °F Stdev	1.6
T °F Min	67.5	%RH Min	39	DP °F Min	44
T °F Max	70.8	%RH Max	61	DP °F Max	54.3